


## Catálogo de Baterías





# A EVOLUÇÃO DAS BATERIAS



MKT

- POTÊNCIA NAS PARTIDAS
- TECNOLOGIA E EFICIÊNCIA
- DURABILIDADE

Chegaram as baterias Maxx Premium Extra Power, desenvolvidas com a mais avançada tecnologia em baterias no mundo, reguladas por válvulas e com maior concentração de chumbo o que garante uma partida mais eficiente e a maior durabilidade do mercado. A evolução das baterias tem nome Maxx Premium Extra Power.



# Maxx Premium



According to  
Japan Pattern

# Maxx Premium

070379

## BATERIA EXTRA POWER YTX7L-BS

EXTRA  
POWER 

### APLICAÇÕES:

FALCON / TWISTER / FAZER

### INFORMAÇÕES:

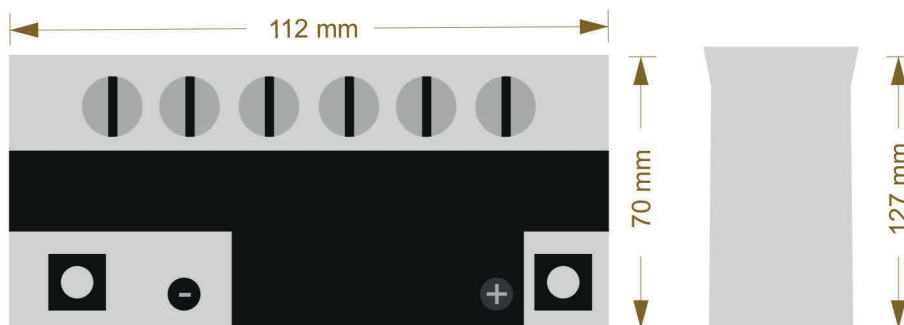
12V 6Ah (10h/25°C)

CCA 60A (-10°C)



t=80s (6V)



### SELO INMETRO



imagens ilustrativas



03





# Maxx Premium

070213

## BATERIA EXTRA POWER YTX4L-BS

EXTRA  
POWER 

### APLICAÇÕES:

TITAN KS / BIZ

### INFORMAÇÕES:

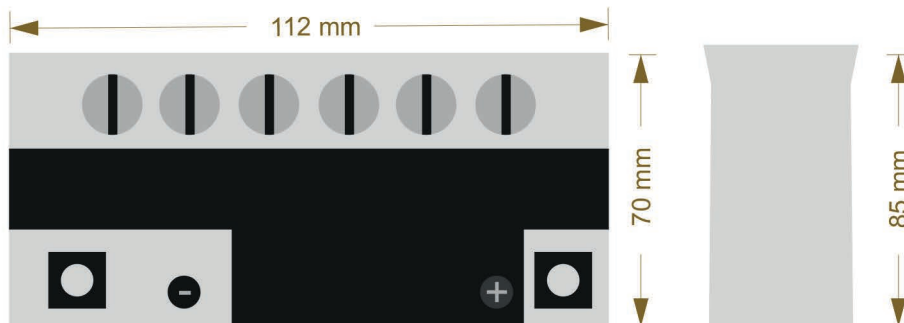
12V 3Ah (10h/25°C)

CCA 30A (-10°C)


t=108 (6V)



### SELO INMETRO



imagens ilustrativas



04



# Maxx Premium

EXTRA  
POWER 

070299

## BATERIA EXTRA POWER YTX5L-BS

### APLICAÇÕES:

TITAN ES / BIZ 125

### INFORMAÇÕES:

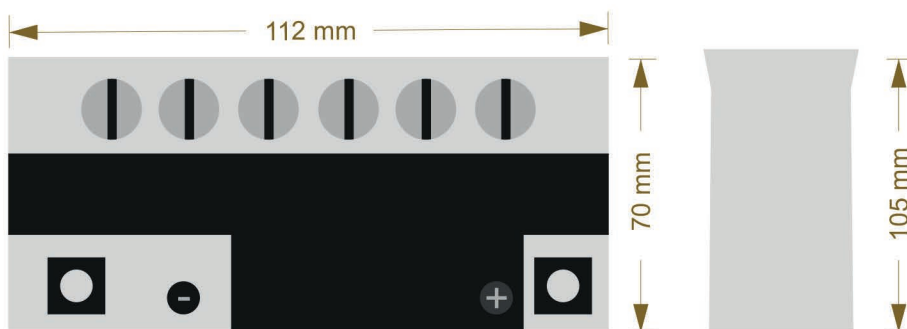
12V 4Ah (10h/25°C)

CCA 40A (-10°C)


t=72s (6V)



### SELO INMETRO



imagens ilustrativas



05

# Maxx Premium

EXTRA  
POWER 

072161

## BATERIA EXTRA POWER MPYTZ6-V

EQUIVALENTE A YTZ6-V

### APLICAÇÕES:

TITAN 150 MIX / XRE 300

### INFORMAÇÕES:

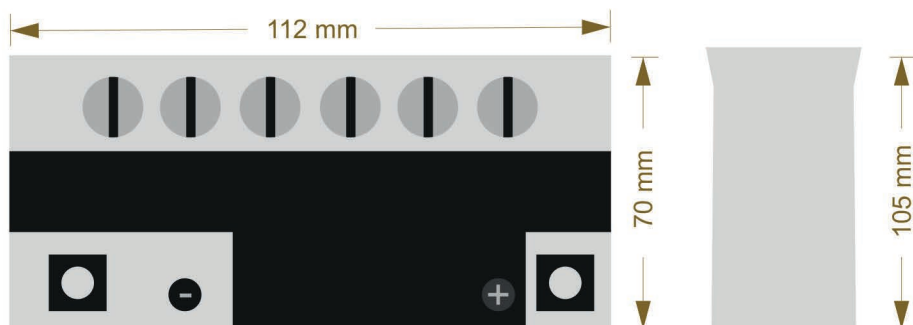
12V 5Ah (10h/25°C)

CCA 50A (-10°C)

t=90s (6V)



### SELO INMETRO



imagens ilustrativas



06

# Maxx Premium

072055

## BATERIA EXTRA POWER MPYT9B-BS

EQUIVALENTE A YT9B-BS

EXTRA  
POWER 

### APLICAÇÕES:

XT 660R / YZF R6 / MT 03

### INFORMAÇÕES:

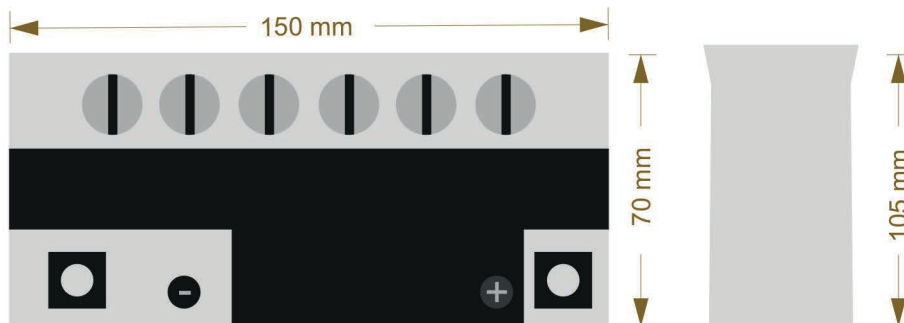
12V 8Ah (10h/25°C)

CCA 80A (-10°C)


t=85s (6V)



### SELO INMETRO



imagens ilustrativas



07



# Maxx Premium

072008

## BATERIA EXTRA POWER YTX12-BS

EXTRA  
POWER 

### APLICAÇÕES:

ER6N / NINJA 650 / CBR 1100 / CITYCON

### INFORMAÇÕES:

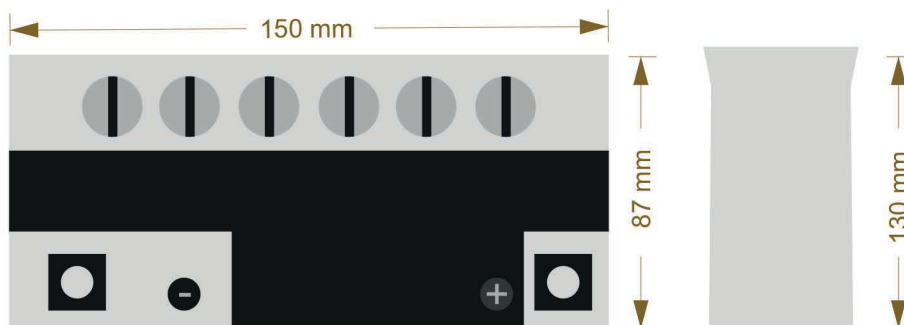
12V 10Ah (10h/25°C)

CCA 100A (-10°C)


t=100s (6V)



### SELO INMETRO



imagens ilustrativas



08

# Maxx Premium

070404

## BATERIA EXTRA POWER YTX9-BS

EXTRA  
POWER 

### APLICAÇÕES:

CB 500 / XT 600 / CBR 900

### INFORMAÇÕES:

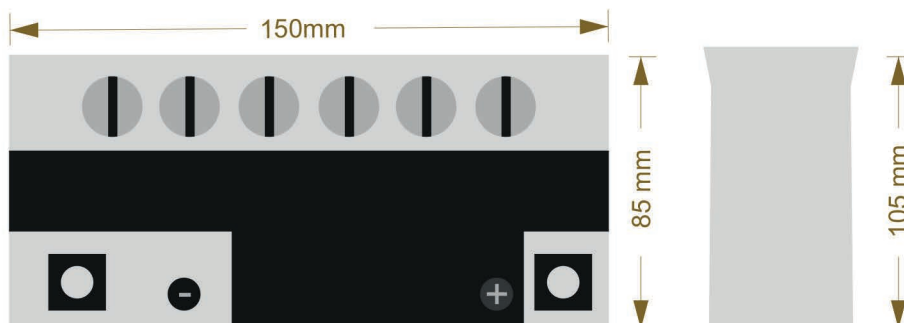
12V 8Ah (10h/25°C)

CCA 80A (-10°C)



t=85s (6V)



### SELO INMETRO



imagens ilustrativas



09

# Maxx Premium

070399

## BATERIA EXTRA POWER YTX7A-BS



### APLICAÇÕES:

BURGMAN

### INFORMAÇÕES:

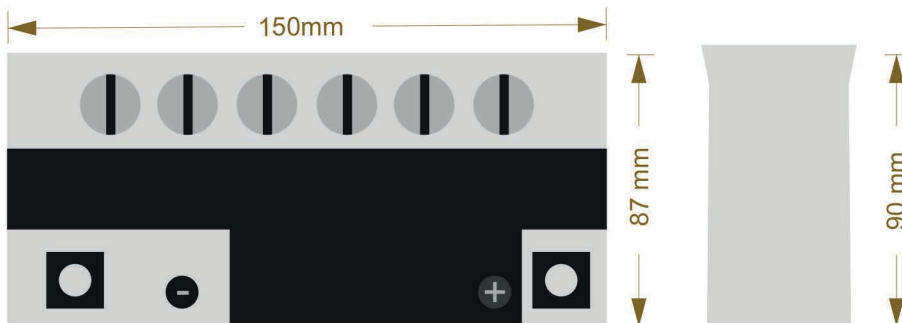
12V 6Ah (10h/25°C)

CCA 60A (-10°C)



t=90s (6V)



### SELO INMETRO



imagens ilustrativas





# Maxx Premium

072009

## BATERIA EXTRA POWER YTX14-BS

EXTRA  
POWER 

### APLICAÇÕES:

BMW F 800 / ZX 11 / FZR / FJ 1200

### INFORMAÇÕES:

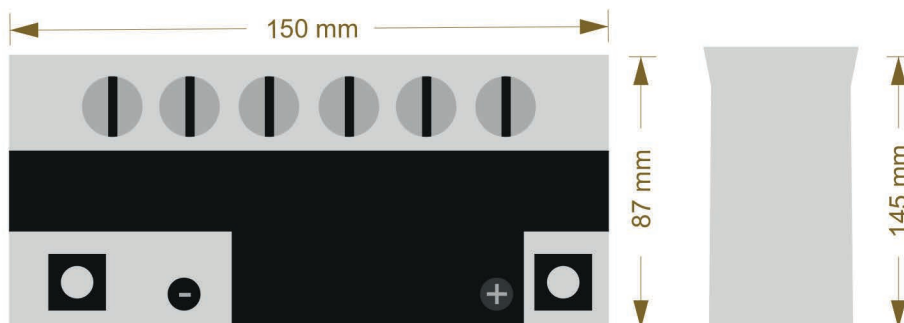
12V 12Ah (10h/25°C)

CCA 120A (-10°C)



t=85s (6V)



### SELO INMETRO



imagens ilustrativas



11

# Maxx Premium

073608

## BATERIA EXTRA POWER YTX14L-BS

EXTRA  
POWER 

### APLICAÇÕES:

HARLEY DAVIDSON 883

### INFORMAÇÕES:

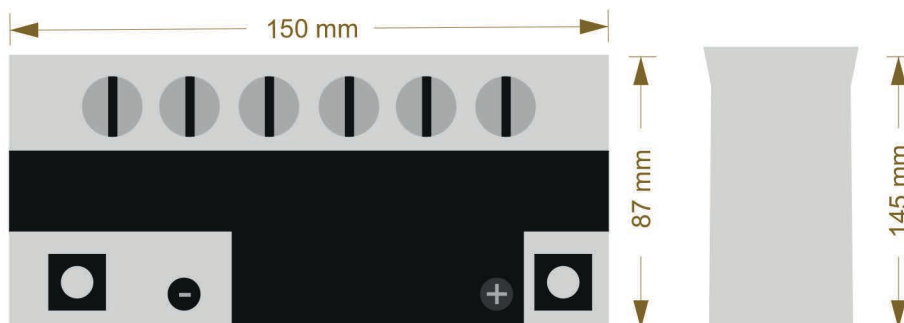
12V 12Ah (10h/25°C)

CCA 120A (-10°C)



t=85s (6V)



### SELO INMETRO



imagens ilustrativas



12

# Maxx Premium

072016

## BATERIA EXTRA POWER YTZ14S

EXTRA  
POWER 

### APLICAÇÕES:

SHA 750 / CB 1300 / MT 650 / MV 750

### INFORMAÇÕES:

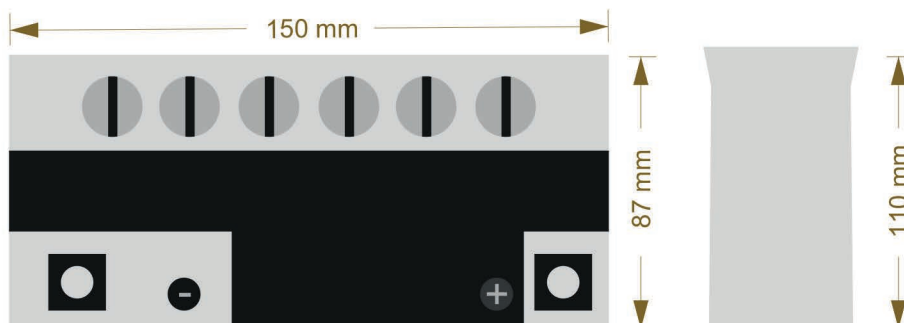
12V 11.2Ah (10h/25°C)

CCA 112A (-10°C)



t=90s (6V)



### SELO INMETRO



imagens ilustrativas



13



# Maxx Premium

070158

## BATERIA EXTRA POWER 12N5.5-3B

EXTRA  
POWER 

### APLICAÇÕES:

YBR 125 / RD 350 / RDZ

### INFORMAÇÕES:

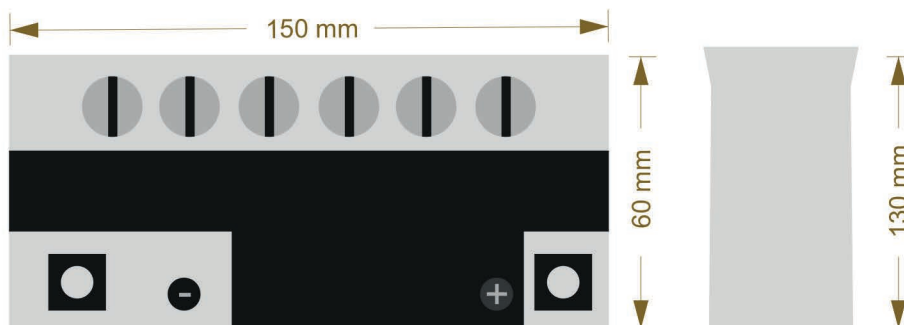
12V 5.5Ah (10h/25°C)

CCA 55A (-10°C)



t=55s (6V)



### SELO INMETRO



imagens ilustrativas



14

# Maxx Premium

070534

## BATERIA EXTRA POWER YB10L-A2

EXTRA  
POWER 

### APLICAÇÕES:

VIRAGO 250 / GS 500 S

### INFORMAÇÕES:

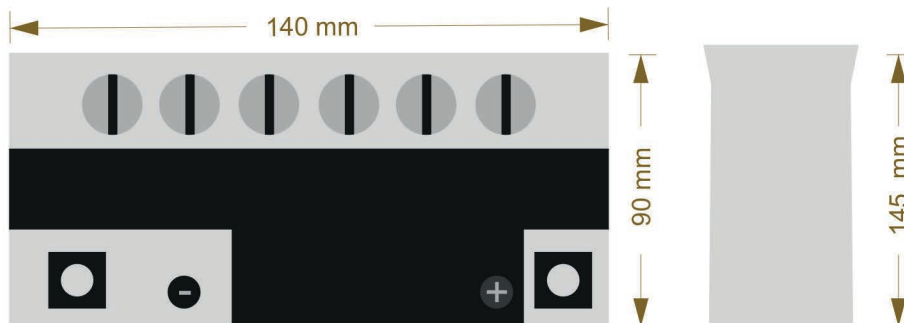
12V 11Ah (10h/25°C)

CCA 110A (-10°C)



t=55s (6V)



### SELO INMETRO



imagens ilustrativas



15

# Maxx Premium

070514

## BATERIA EXTRA POWER YB12A-A

EXTRA  
POWER 

### APLICAÇÕES:

CB 400 / 450

### INFORMAÇÕES:

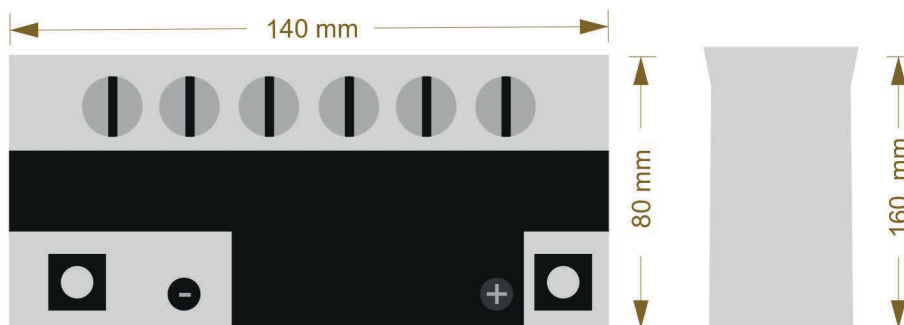
12V 12Ah (10h/25°C)

CCA 120A (-10°C)



t=60s (6V)



### SELO INMETRO



imagens ilustrativas



16



# Maxx Premium

070529

## BATERIA EXTRA POWER YB14-A2

EXTRA  
POWER 

### APLICAÇÕES:

CBX 750

### INFORMAÇÕES:

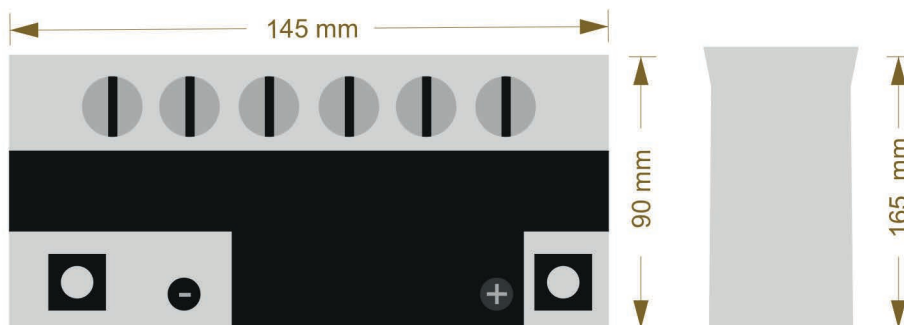
12V 14Ah (10h/25°C)

CCA 140A (-10°C)



t=55s (6V)



### SELO INMETRO



imagens ilustrativas



17

# Maxx Premium

070569

## BATERIA EXTRA POWER YB5L-B

EXTRA  
POWER 

### APLICAÇÕES:

CRYPTON

### INFORMAÇÕES:

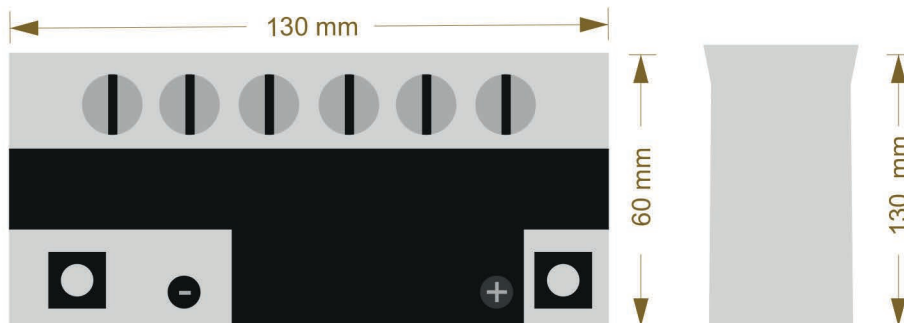
12V 5Ah (10h/25°C)

CCA 50A (-10°C)


t=60s (6V)



### SELO INMETRO



imagens ilustrativas



18

# Maxx Premium

070539

## BATERIA EXTRA POWER YB7-A

EXTRA  
POWER 

### APLICAÇÕES:

KATANA 125 / YES / INTRUDER 125

### INFORMAÇÕES:

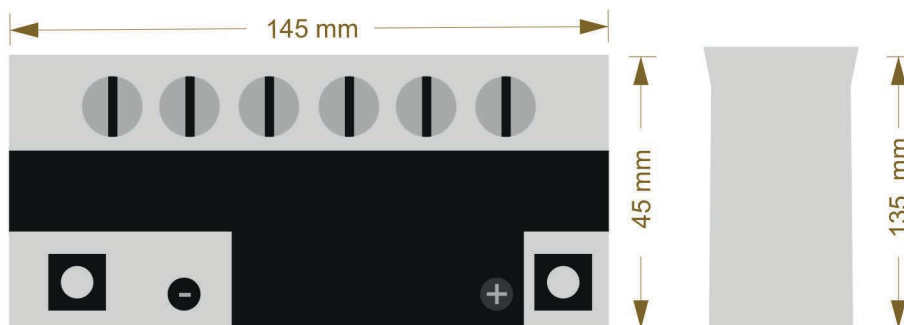
12V 8Ah (10h/25°C)

CCA 80A (-10°C)



t=45s (6V)



### SELO INMETRO



imagens ilustrativas



# Maxx Premium

070409

## BATERIA EXTRA POWER YB7B-B



### APLICAÇÕES:

NX / CBX 150 / CBX 200 / SAHARA

### INFORMAÇÕES:

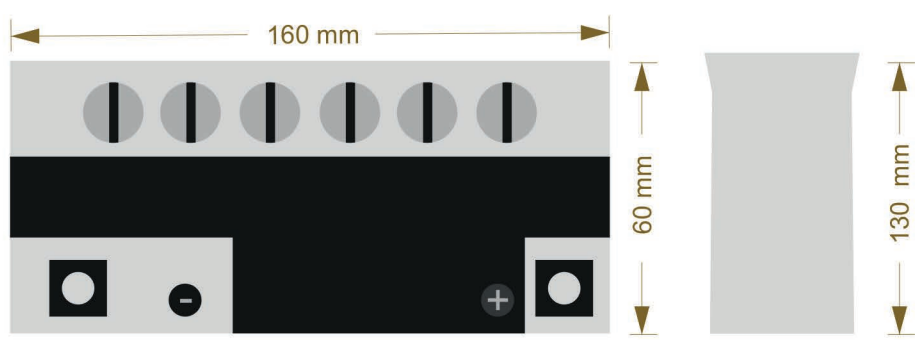
12V 7Ah (10h/25°C)

CCA 70A (-10°C)


t=60s (6V)



### SELO INMETRO



imagens ilustrativas





# Maxx Premium

A QUALIDADE DAS NOSSAS PEÇAS FAZ A NOSSA MARCA